



SEVA BHARATI MAHAVIDYALAYA

(A multi-faculty college affiliated to Vidyasagar University and funded by UGC & Govt. of W.B.)

Vill. & P.O.-Kapgari: P.S.-Jamboni: Dist.-Jhargram (W.B.): Pin.-721505

FEEDBACK ANALYSIS REPORT

FEEDBACK COLLECTED FROM THE PARENTS



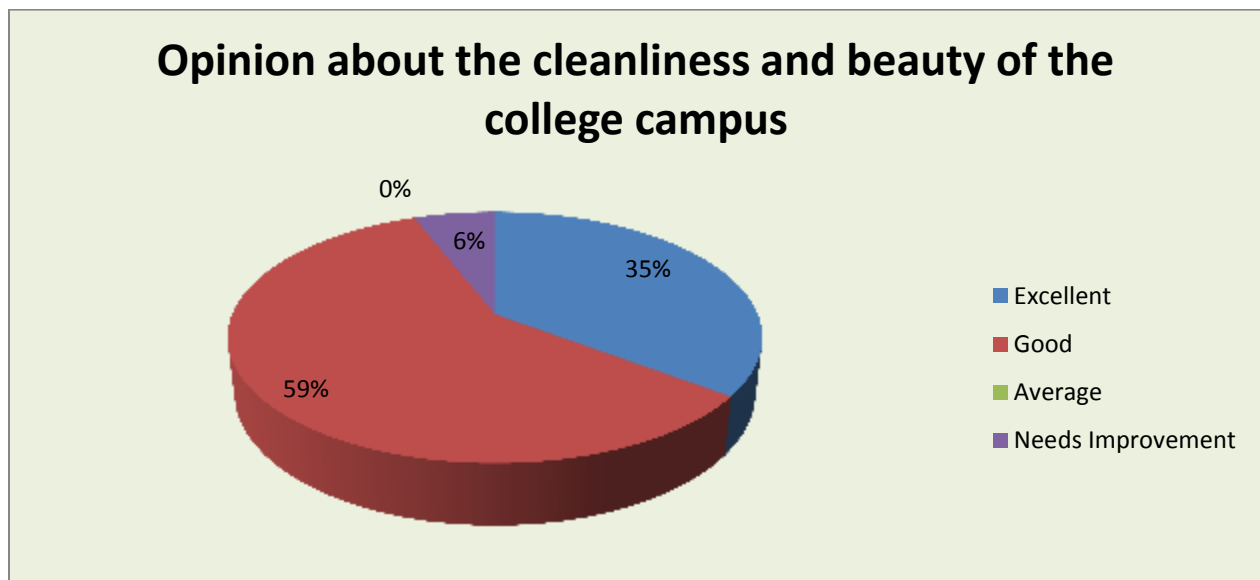
Prepared By

The Internal Quality Assurance Cell (IQAC), Seva Bharati Mahavidyalaya

SESSION: 2018-19

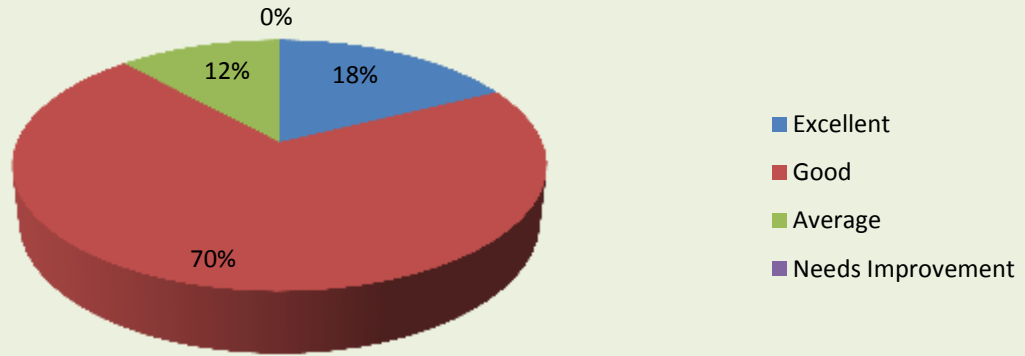
Parent's Feedback

Parameter	Excellent	Good	Average	Needs Improvement	Total
Opinion about the cleanliness and beauty of the college campus	6	10	0	1	17
Feedback frequency in Percentage	35	59	0	5	100



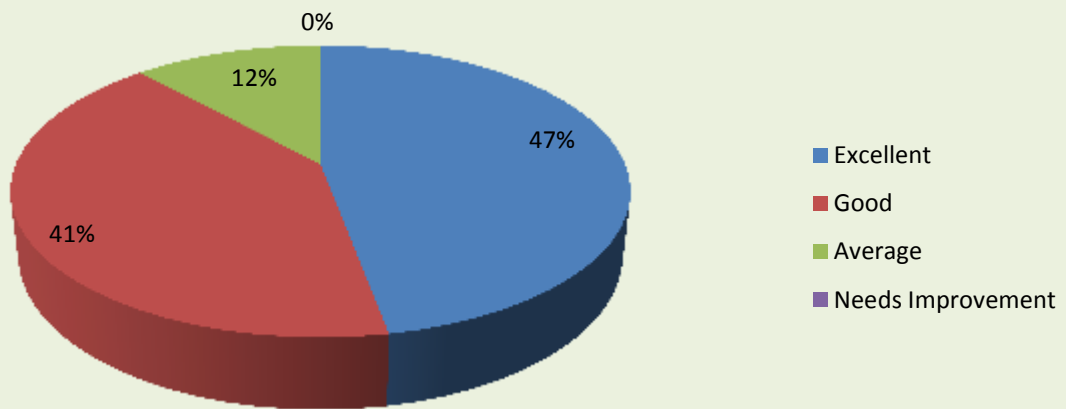
Parameter	Excellent	Good	Average	Needs Improvement	Total
Opinion about the condition of the toilets in the college	3	12	2	0	17
Feedback frequency in Percentage	18	70	12	0	100

Opinion about the condition of the toilets in the college

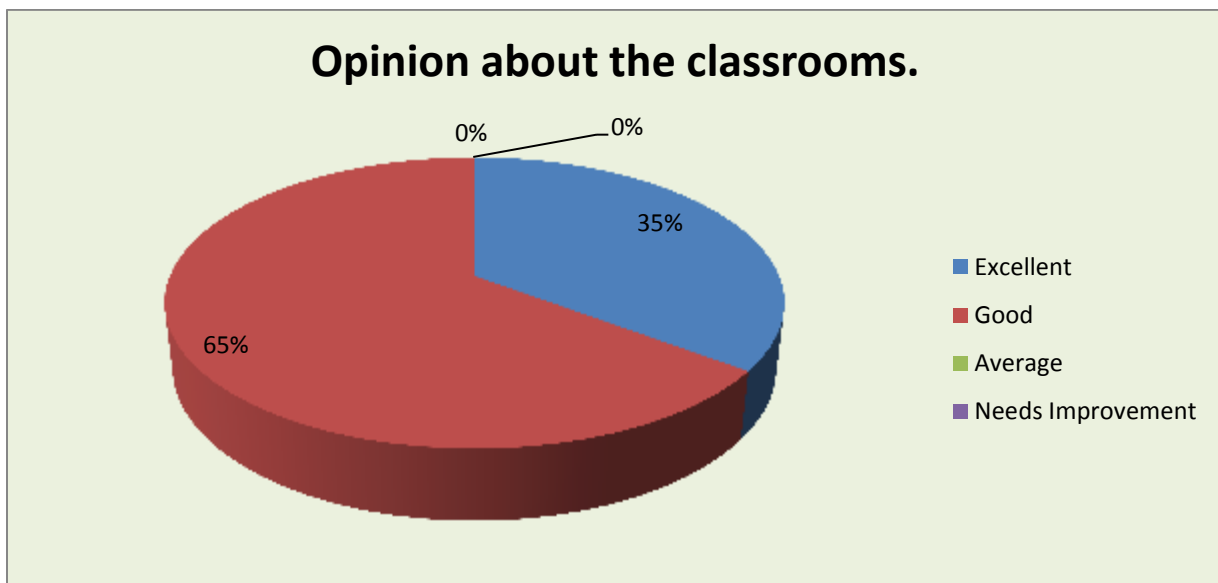


Parameter	Excellent	Good	Average	Needs Improvement	Total
Opinion about the organisation of class routine	8	7	2	0	17
Feedback frequency in Percentage	47	41	13	0	100

Opinion about the organisation of class routine

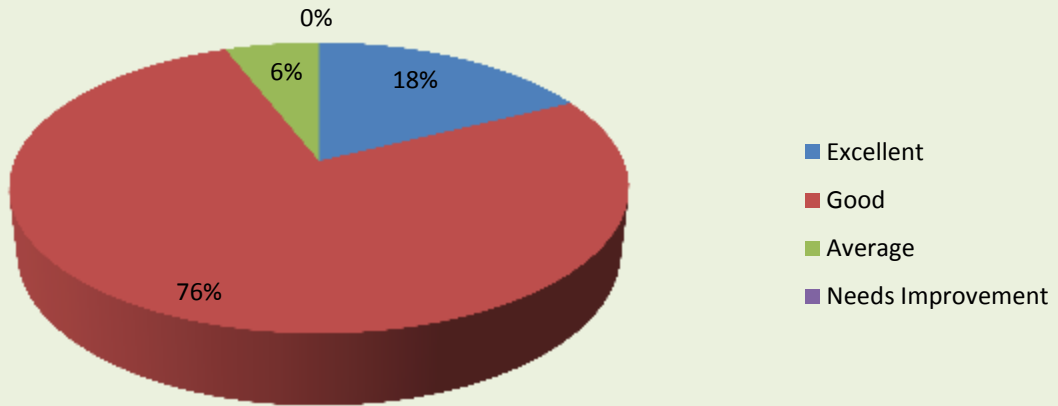


Parameter	Excellent	Good	Average	Needs Improvement	Total
Opinion about the classrooms.	6	11	0	0	17
Feedback frequency in Percentage	35	65	0	0	100



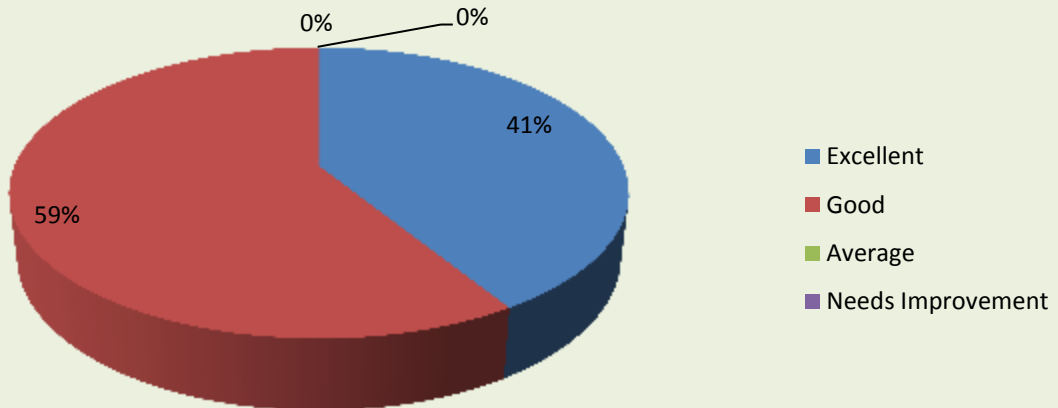
Parameter	Excellent	Good	Average	Needs Improvement	Total
Opinion about the library facility	3	13	1	0	17
Feedback frequency in Percentage	18	76	6	0	100

Opinion about the library facility



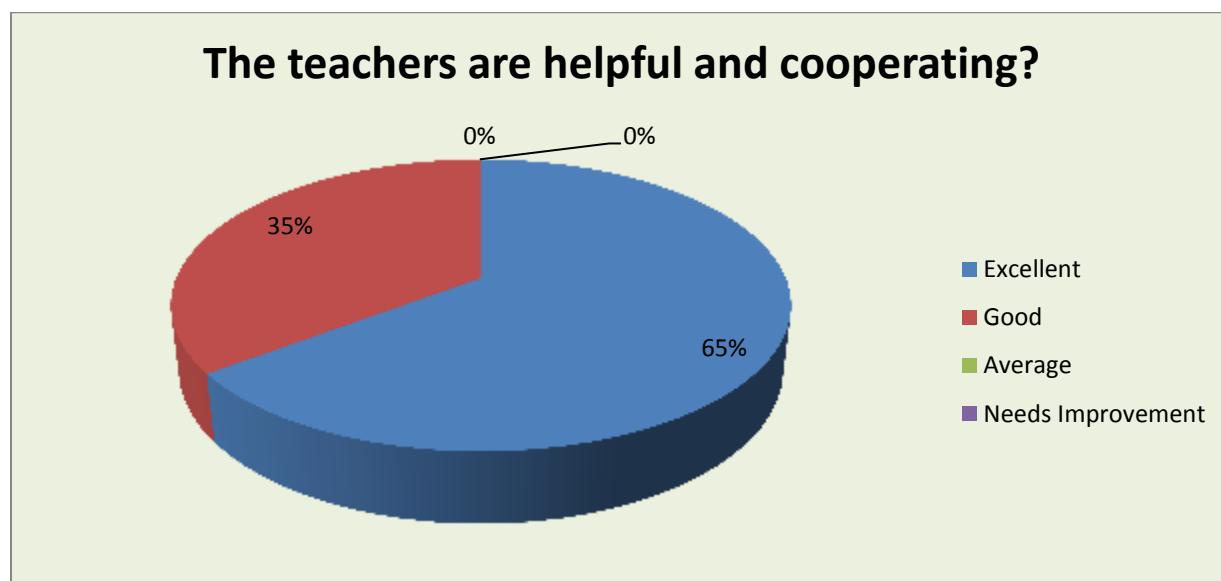
Parameter	Excellent	Good	Average	Needs Improvement	Total
Opinion about the cooperation from library staff	7	10	0	0	17
Feedback frequency in Percentage	41	59	0	0	100

Opinion about the cooperation from library staff



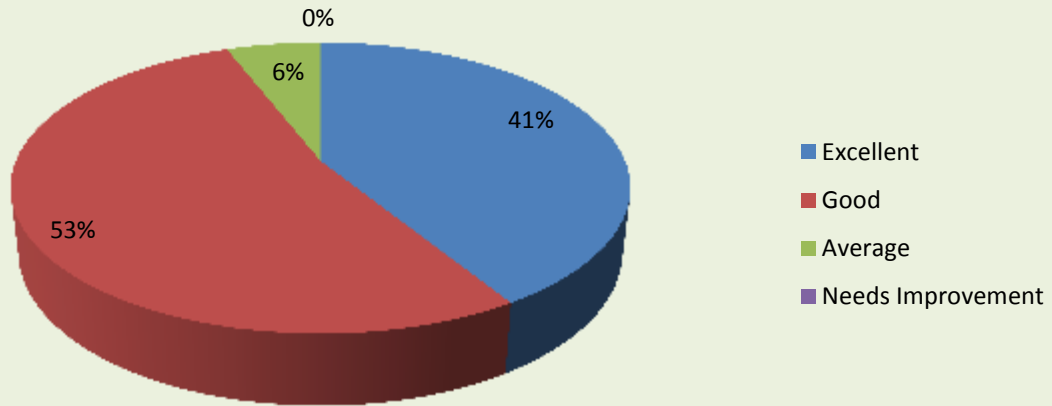
Parameter	Excellent	Good	Average	Needs Improvement	Total
-----------	-----------	------	---------	-------------------	-------

The teachers are helpful and cooperating?	11	6	0	0	17
Feedback frequency in Percentage	65	35	0	0	100



Parameter	Excellent	Good	Average	Needs Improvement	Total
The office staffs are cooperating?	7	9	1	0	17
Feedback frequency in Percentage	41	53	0	0	100

The office staffs are cooperating?



Parameter	Excellent	Good	Average	Needs Improvement	Total
Opinion about support from non-teaching staff of the department.	5	11	1	0	17
Feedback frequency in Percentage	29	65	0	0	100

Opinion about support from non-teaching staff of the department.

